


1 My body



1 My body

Activity sheet 1



- Listen to the chant (R 4) and point to the head, arms and legs.
- Stick a blue sticker beside Winnie the Pooh's head.

Name



1 My body

Activity sheet 2

- Join with blue modelling clay or crayon and say.

SAMPLE UNITS

Name



AMR VITS

1 My body

Activity sheet 3


- Listen to the song (R 5) and point to the arms.
- Trace the rabbit hop.

Name



1 My body

Activity sheet 4




- Stick on the legs and say.

Name


SAMPLE UNITS

2 My family



2 My family


Activity sheet 1



- Listen to the chant (R 8) and stick a blue sticker on the white block.
- Listen to the chant (R 8) and point to mum and baby.

Name

SAMPLE UNITS



2 My family

Activity sheet 2

- Join with red and blue finger paint or crayons and say.

SAMPLE UNITS

Name



2 My family

Activity sheet 3  

- Listen to the song (R 9) and point to mum and baby.
- Trace the fall of the leaf.

Name

SAMPLE UNITS



2 My family

Activity sheet 4



- Stick on the baby chick and say.

Name

SAMPLE UNITS


3

Animals



3 Animals

Activity sheet 1



- Listen to the chant (R 12) and point to the dog, mouse and bird.
- Stick a yellow sticker on the biggest animal.

SAMPLE UNITS

Name



SAMPLE UNITS


3 Animals

Activity sheet 2

- Join with modelling clay or crayon and say.

SAMPLE UNITS

Name



3 Animals

Activity sheet 3  

- Listen to the song (R 13) and point to the mouse, bird and dog.
- Trace the dress.

SAMPLE UNITS

Name



3 Animals

Activity sheet 4

- Stick on the dog and the bird.
- Count the dogs and the birds.

SAMPLE UNITS

Name